

lesson 1

Unit 13 Theme:

Escaping Egypt

Church/Home Theme:

God Redeems and Restores Us

Moses Steps Out

STEP 1 Life Need (5–10 minutes)

- Talk about times in their lives when they have stepped out of their comfort zones.

STEP 2 Bible Learning (15–20 minutes)

- Complete a Bible study about the steps of faith Moses took.
- Discuss Hebrews 11:1.
- *Optional:* Read the story of Moses from Exodus 1:6–2:10.

Bibles

Copies of *Blueprint*

Paper and pencils or pens

“Hebrews 11:1” from *Blueprint*

STEP 3 Bible Application (5–10 minutes)

- Discuss how to make decisions according to faith.

“Two Sides of Faithfulness” from *Blueprint*

STEP 4 Life Response (about 5 minutes)

- Make decisions to step out in faith when tough situations arise in their lives.

Memory Verse

Now faith is confidence in what we hope for and assurance about what we do not see.

—Hebrews 11:1

Bible Basis:

Moses has faith to step out for God (Heb. 11:23-28).

Bible Truth:

Faith is taking God at His Word, and faith provides the basis for all activities.

Lesson Aim:

That your students will be encouraged to express their faith in God and allow their faith to guide their actions.

UNDERSTANDING

THE BIBLE

Today’s lesson is based on verses from Hebrews 11, often called the “faith chapter.” The anonymous writer of this letter defines faith in verse 1. Then he presents examples of people of faith from Israel’s history. These people believed the promises of God and acted on them, although none of them saw the promises fulfilled (Heb. 11:13, 39).

Faith ran in Moses’ family. When he was a baby, his parents sensed God had a special purpose for him. By faith they disobeyed Pharaoh’s order that all newborn Hebrew boys be put to death and saved Moses (Heb. 11:23; Exod. 1:15–2:10).

Raised in Pharaoh’s royal household, Moses was educated in all the wisdom of Egypt (Acts 7:22) and lived in luxury. As a member of the royal palace, Moses had wealth, power, and prestige. But he gave it up to join his people because he looked ahead to a divine reward. By faith, Moses considered God’s promise more valuable than the treasures of Egypt (Heb. 11:24-26; Exod. 2:11-14).

The writer of Hebrews cited two more incidents in Moses’ life that reveal his faith. The first was his flight to Midian (Heb. 11:27; Exod. 2:14-15). Although Exodus 2:14 says Moses was afraid, it doesn’t say of whom. According to Exodus 2:15, Moses fled from Pharaoh when Pharaoh tried to kill him, but it doesn’t say he fled out of

—continued on next page

indicates items you will need to prepare before class

fear. The writer of Hebrews picks up on this and explains that it was an act of faith on Moses' part to go to Midian.

Forty years later Moses returned to Egypt and proved his faith again and again. The author of Hebrews singled out Moses' faith in keeping the first Passover (Heb. 11:28; Exod. 12:21-23). By sprinkling blood, Moses and the other Hebrews trusted God to protect their firstborn children from the angel of death.

Tips

CLASSROOM

Today's lesson offers students a challenge to allow their faith to guide their actions. Some of your students might want to take on the challenge but feel uneasy or afraid. What are they supposed to do? What if they let God down? The situations in Bible Application will give students time to practice stepping out. Encourage students to think of real-life examples, and then brainstorm ways to act in faith.

If your students are comfortable and open with each other, they might want to motivate each other to step out in faith this week. Perhaps they could meet together before school for prayer.

The optional activity at the end of the lesson suggests teens start a prayer journal. Encourage students to be honest and express their feelings of inadequacy or fear to God. These feelings don't mean they have less faith; it means they're human! Encourage your young people to keep on trusting God. He keeps His promises.

Understanding Your Students

Teenage years can often be years of disillusionment.

A girl might trust a boyfriend who says it's okay to have sex, nothing will happen—and then ends up with a baby.

Some teens believe the drug-free, stay-in-school messages they hear from a sports hero, and then listen to the news of the hero's arrest for drugs.

A youth might depend on a parent to be there in the tough times, but when the tough times come, the parent walks out.

Because of the pain they've experienced, young people learn not to trust. In fact, this

week's lesson about stepping out in faith might fall on some very skeptical ears.

Your mission, however, is to ask students to take one more risk and place their faith in God. Remind them of God's trustworthiness. God will never let them down, walk out on them, or deceive them. As your students learn to place their faith in God, they will gain the confidence, the courage, and the strength to step out in faith and follow God the rest of their lives.



PRESESSION ACTIVITY

Objective: That your students evaluate their trust in different kinds of people.

Construction paper
Markers
Scissors

List these people on the whiteboard: parents, teachers, siblings, friends, reporters, politicians, church leaders. You'll need construction paper, scissors, and markers.

Ask students to draw a pie-shaped circle and cut the pie into seven pieces. The size of each piece should show how much trust they have in each person listed. For example, if half the pie is for friends, the other half would need to be divided between the other six people.

Let students explain their pie pieces. Talk briefly about why they trust some people more than others. Ask students if they would be willing to do risky things for someone they trusted.

STEP 1

Life Need

(5–10 minutes)

Lesson Aim:

That your students will be encouraged to express their faith in God and allow their faith to guide their actions.

LES. 1

OBJECTIVE: That your students talk about times in their lives when they have stepped out of their comfort zones.

Begin by having students form pairs, and ask each pair to brainstorm situations that require faith—as many as they can. Tell them that for now they don't need to have a singular definition for faith; also, they shouldn't linger on any one situation. Give them a minute and have them rattle off numerous situations that require faith. After the minute is up, discuss:

▶ **What kinds of situations did you list?** (*Students may say anything from skydiving to sitting in a chair praying to telling a friend a secret.*)

Single out three to five completely different situations or scenarios, and repeat them aloud.

▶ **How would you describe why faith is needed in each of these situations? Would it be the same kind of faith or a different kind? Do you think there are different kinds of faith? Explain your answer.**

▶ **How would you even define what faith exactly is?**

▶ **Would you describe faith as being more tangible or intangible? Why?**

▶ **What is your response to the idea of a personal relationship with God that centers around faith? What might this faith compel you to do? Why?**

▶ **What do you think God wants us to do with our faith? Why? Give an example.**

Sometimes the word *faith* can seem like a really vague concept. We kind of know what it means, but we're not always sure where it comes from, how we get it or use it, or what it looks like in the context of our everyday lives. Sure, we definitely have an active faith in some things: gravity, for instance. But what about a faith in God? What does it mean to have an active faith in the One who created us and everything else? The One who died on the cross to take away the penalty for our sins? Living out our faith isn't always a big, dangerous thing like crossing a dangerous abyss. But our task today is to dig into how we, in our often-normal lives, can step out in faith the way God wants us to. Let's start figuring that out now.



Free! Downloadable
Options for Steps 1 and 4.

STEP 2

Bible Learning
(15–20 minutes)

Bible Basis:

Moses has faith to step out for God (Heb. 11:23-28).

OBJECTIVE: That your students examine Moses' life in order to define what it means to act in faith.

Materials:

Bibles
Copies of *Blueprint*
Paper and pencils or pens
"Hebrews 11:1" poster from *Blueprint*

Turn to the Bible study on page 7 of *Blueprint*. Hand out paper and pencils or pens for students to write down answers. Read the introduction in the Bible study. Work through the questions as a group, and have students take turns reading aloud and answering questions.

FROM *Blueprint*—Faith Steps

The Hebrews were having a population explosion, and it was making the pharaoh of Egypt nervous. What if these people, who worshiped a different God than the Egyptians, joined Egypt's enemies during a war? Pharaoh acted quickly and made the Hebrews slaves.

But the more God's people were oppressed, the more their numbers grew. Outraged, Pharaoh ordered that every Hebrew boy should be drowned immediately after birth.

It would have been bad news for a newborn boy named Moses had not his mother acted in faith (see Exod. 1:22–2:2). Let's look more closely at these faith steps, including the ones Moses took as his faith in God increased.

- ▶ Read Hebrews 11:23-28. Look at verse 23 again. What prompted Moses' parents to defy the king's edict? (*Faith. They saw Moses as a beautiful child of the Hebrews' God, and they were willing to risk death to save him.*)

Growing up in Pharaoh's court, Moses learned to read the great literature of Egypt. He must have known about Egyptian customs and sacred myths. He was educated to become someone great in Pharaoh's court.

But Moses also learned the history of his own people. He learned about Abraham, Isaac, and Jacob. Moses never forgot. Though his mind had been filled with Egyptian facts, Moses was still a Hebrew. And his God was the God of Abraham, Isaac, and Jacob.

- ▶ Why did Moses refuse to be called a prince and refuse to receive the pharaoh's treasures (Hebrews 11:24-26)? (*He believed God's promise to His people was greater treasure than the wealth of Egypt. This promise was worth taking the risk.*)
- ▶ What kept Moses from buckling under Pharaoh's anger (Heb.11:27)? (*Moses didn't buckle under because he trusted God to deliver him and his people.*)

The word "Passover" is mentioned in verse 28. Can anyone describe this event?

Have someone look up Exodus 12:3, 6-7, 12-13 and read these verses aloud. Explain that these instructions had to do with the final plague God brought about to deliver His people from slavery in Egypt. According to Exodus 12:12-13, as the Lord passed through Egypt to kill every firstborn, the blood on the Hebrews' doors would be a sign to "pass over" that house. No one would die.

- ▶ Why did Moses obey God's unusual command to begin the Passover



TODAY'S SCRIPTURE

Hebrews 11:23-28

²³By faith Moses' parents hid him for three months after he was born, because they saw he was no ordinary child, and they were not afraid of the king's edict.

²⁴By faith Moses, when he had grown up, refused to be known as the son of Pharaoh's daughter.

²⁵He chose to be mistreated along with the people of God rather than to enjoy the fleeting pleasures of sin. ²⁶He regarded disgrace for the sake of Christ as of greater value than the treasures of Egypt, because he was looking ahead to his reward. ²⁷By faith he left Egypt, not fearing the king's anger; he persevered because he saw him who is invisible. ²⁸By faith he kept the Passover and the application of blood, so that the destroyer of the firstborn would not touch the firstborn of Israel.

during this terrible time? (*Moses trusted God and knew the Passover was His only protection for His people.*)

- ▶ Each of Moses' steps, taken by faith, cost something. What did it cost Moses to step out in faith (Heb.11:25-26)? (*It cost Moses his rights to the privileges, luxury, and prestige of a royal palace [the "pleasures of sin" in verse 25]. Moses gave up wealth and power. He was mistreated and disgraced.*)

- ▶ In the long run, what did Moses gain?

- **Verse 23** (*His life, the deliverance of his people.*)
- **Verses 24-26** (*In the life to come, Moses gained an eternal reward.*)
- **Verse 27** (*Faith and confidence to keep trusting God in tough times.*)
- **Verse 28** (*God's mercy, the Hebrews were spared; Pharaoh let them go.*)

- ▶ **What's the main difference between what Moses "gave up" and what he gained by trusting God?**

(*The key phrase in verse 25 is "the fleeting pleasures of sin." Moses chose to trust God and His eternal promises, instead of relying on temporary things.*)

- ▶ Skim today's Scripture passage and underline the phrase "by faith" every time it appears. Write a sentence to summarize the point you think the writer of Hebrews wanted to make about faith. (*The phrase "by faith" appears four times. Give students a few minutes to write their sentences. For example, "Faith gives us the courage to take a stand for God" or "We live by faith in God." Point out to students that faith isn't something passive, but active.*)

By studying Moses' faith, we've been attempting to piece together a better understanding of what faith means and of what expressing that faith means. All of Moses' steps of faith seem to work together to illustrate the definition of faith in Hebrews 11:1.

If students have their Bibles, encourage them to turn to Hebrews 11:1. Have students also look at the memory verse poster of Hebrews 11:1 on page 9 of *Blueprint*.

- ▶ **This sounds good on paper, but how can we have faith or "be sure" of something in the future? How can we be certain of something we can't see and have never seen in our lives?** (*Allow students to speculate.*)

According to Hebrews, faith isn't based on what we see. Rather, it's based on the knowledge we gain from what we do not yet see. Through faith we know God keeps His promises. Basically, faith is believing God. Also, through faith we discover that God is trustworthy. Faith isn't a mindless leap, however. God gives us hard evidence that faith in Him makes sense. This evidence includes His fulfilled promises. We also have the testimonies of people such as Moses and Christians today. They've discovered that faith in God makes sense.

OPTIONAL ACTIVITY

Materials:

Paper and pencils or pens

Have students read the story of Moses from Exodus 1:6–2:10 to help them understand what Hebrews 11 is talking about. Give them a chance to illustrate the story or write a newspaper account of God's people in Egypt.



STEP 3

Bible Application
(5–10 minutes)

OBJECTIVE: That your students relate the personal costs and rewards of expressing their faith in God.

Materials:

“Two Sides of Faithfulness” from *Blueprint*

It’s risky to believe God and step out in faith. You might give up something you want now, or people might think you’re absurd for acting a certain way. There are times you choose to take the risks of faith, even when it might seem to make more sense to do something else.

Read the following examples and discuss the risks of faith and the easy way out.

1. Your friends plan to cheat on an important exam. They say everyone is going to cheat. If you don’t cheat, you might fail the exam and blow your grade point average as well as your chances for a college scholarship.

▶ What would the easy way out be for you? What might faith tell you to do?

2. One of your teachers makes no bones about not believing in God and loves to criticize religious people—Christians in particular. You’re certainly not an expert on the Bible and are easily tongue-tied, but the class starts talking about how ridiculous it is to believe in the Bible and the Resurrection.

▶ What would the easy way out be for you? What might faith tell you to do?



Have students turn to page 9 in *Blueprint* and read “Two Sides of Faithfulness” on their own. Invite discussion related to the personal costs and rewards of faith. After your discussion, say something like the following:

Moses’ story showed us that he believed God and obeyed Him. Moses did this regardless of how things looked and regardless of how tough or confusing things got. If Moses had never acted on his faith or if he had never obeyed God, he would not have served the way he did, and we never would have heard of him.



STEP 4

Life Response
(5–10 minutes)

Bible Truth:

Faith is taking God at His Word, and faith provides the basis for all activities.

OBJECTIVE: That your students will make decisions to step out in faith when tough situations arise in their lives.

So, how does one live out faith in God?


We've learned a lot about this from Moses' example. And, we've talked about ways to apply faith to the many decisions and relationships and events and questions that fill our lives. It's great to be prepared, and it's even better to have a plan for how you will step out in faith after you leave this room today.


But always remember that you can't come up with the faith you need to make those steps. Faith is something God gives you and builds in you so you are equipped to live as He wants you to. Faith begins inside and is reflected outside as actions. Therefore, in addition to preparing and planning, it's essential to pray. That begins and continues our faith-stepping process.

Have students separate and find a place they can be quiet before God (but still hear you). Have everyone close their eyes to block out distractions and focus their prayers.


Over the next few minutes, you'll read the Memory Verse, Hebrews 11:1, three times aloud, then guide students to meditate on a new aspect of their lives and faith.


Read the verse: "Now faith is confidence in what we hope for and assurance about what we do not see."

 **What do you hope for? Share this with God. (Pause)**


 **Now, ask God to tell you what He wants you to hope for. Listen. (Pause)**

Read the verse a second time: "Now faith is being sure of what we hope for and certain of what we do not see."

 **What fears, doubts, or questions do you have about what you "do not see"? Share these with God. (Pause)**

 **Now, ask God about why He might not want you to see or know everything. Listen. (Pause)**


Read the verse a third time: "Now faith is being sure of what we hope for and certain of what we do not see."

 **How certain are you about God's role in your life? His plans? Other intangibles? Share this with God. (Pause)**

 **Now, ask God how you can be more actively certain of what you don't have tangible proof for. Listen.**

Have students come together again.

 **What did you hear or experience during this time of prayer?**

 **How will you rely on God as you make any and all steps of faith?**

Encourage students to engage the tools of prayer, preparation, and planning in taking steps of faith. Close with a prayer asking Jesus to draw each of you closer to Him, and guide you in actively following Him with your lives.